



# Green up your workspace

Excellent 

4.7 out of 5 based on 15,510 reviews



<b>Hello, we're Patch</b>	<b>3</b>
<b>How it works</b>	<b>4</b>
<b>Plants for every spot</b>	<b>5</b>
<b>Trailing plants</b>	<b>6</b>
<b>Plants for troughs and planters</b>	<b>9</b>
<b>Desktop plants</b>	<b>12</b>
<b>Statement plants</b>	<b>15</b>
<b>Indoor pots</b>	<b>18</b>
<b>Outdoor plants and pots</b>	<b>21</b>
<b>Plants for every environment</b>	<b>24</b>
<b>Plants for low light</b>	<b>25</b>
<b>Plants for bright light</b>	<b>28</b>
<b>Plants for small workspaces</b>	<b>31</b>
<b>Pet-friendly plants</b>	<b>34</b>

Get in touch: [business@patchplants.com](mailto:business@patchplants.com)




Photo credit: Patriache.

# Hello, we're Patch.

We were founded in 2016 as the first online plant brand in the UK, and since then we've changed the way people think about buying plants. Our mission is to make the UK greener and make gardening easy for everyone.

Whether it's an urban jungle in a meeting room, a splash of colour in a café or a desktop companion, Patch can turn your business green. We'll help you find the right plants for your workspace, deliver them to your door and help you take care of them.

In this guide, we've taken the most common queries that our clients ask us and offered leafy solutions to help inspire your next project, with plants and pots for every workspace and environment. In each section, we've also included the sizes we'd recommend and links to our website so you can find out more.

If you see something you like, please get in touch with our team. You'll be in safe hands – we've delivered more than 2 million plants to 500,000 happy customers. Here are some of the lovely things they've said about us:

*"Throughout all these years we have enjoyed the plants purchased from Patch and the service we have received has always been excellent." – Bisley*

*"We chose Patch for the expertise, professionalism and overall customer care that the team has shown during the scoping out phase of our plant project." – Castle Climbing*

Get in touch: [business@patchplants.com](mailto:business@patchplants.com)



# How it works

## Choosing your plants

Give us as much information about your business and workspace as possible, and we'll gather the best plants and pots for the job. Need a helping hand? If your order is likely to be particularly large or complex, we offer an in-person consultation\* service to help bring your vision to life.

## Turning your workspace green

Once you're happy with your plant selection and have placed your order, we will process the payment before arranging delivery on a day that suits you. If your order is more than £1,000, you can enjoy a 10% discount, 30-day payment terms and have the option of installation\* too.

## Keeping your plants happy and healthy

Let's share the workload. If your office jungle needs ongoing plant care\*, we're happy to help. Our expert team can attend weekly or fortnightly to give your leafy friends some TLC. They'll visit for a minimum of one hour, with timings dependent on the variety and quantity of your plants. Plant care tasks include, but are not limited to:

- + Watering
- + Pruning
- + Feeding / nutrient control
- + Plant pest prevention and control
- + Repotting
- + Cleaning

\* Initial consultation is charged at £50 plus VAT. The price is redeemable against your first order. Installations and plant care are charged at £45 per hour plus VAT, and are available for London-based premises only. Where any of the above services are required, we will try our best to accommodate your preferred time and day but some flexibility is appreciated. For simpler quotes and installations, we can arrange to have a phone call or free video consultation so that you can show us around your space.


Get in touch: [business@patchplants.com](mailto:business@patchplants.com)



Photo credit: Robin AI

# Plants for every spot


Get ready to meet your new colleagues. We've gathered our expertise to curate a tried-and-tested range that we know will flourish in any style of workspace. Whether it's creating a living screen with trailing plants, a natural divider with green troughs and planters, desktop companions, or larger statement plants that bring the outside in, we've got biophilic design covered. Click the images below to learn more.



Trailing plants



Troughs and planters



Desktop plants



Statement plants



Indoor pots



Outdoor plants and pots

Get in touch: [business@patchplants.com](mailto:business@patchplants.com)



# Trailing plants

What's better than colleagues you can hang with? Our trailing plants free up floor space for more practical matters. Whether draped over the edge of a filing cabinet or hung above a kitchen countertop in one of our tasteful clay pots, they're a great way to bring life and flow to lacklustre spaces.

Our most popular trailing plants include Lizzie the marble queen pothos, whose variegated leaves steal the show; Pascal, our neon pothos with vibrant foliage; and Wallace, who's a close relative of the much-loved cheese plant. Look out for Rapunzel and David, who are both devil's ivy (David's leaves are a little fancier). Their easy-care and heart-shaped foliage make them among the most popular houseplants in the world.



# 8 of the best trailing plants



## Lizzie

Plant height (cm):

30-40


Marble queen pothos



Most light conditions



Almost unkillable



## David

Plant height (cm):

30-40

Epiprenum 'global green'



Most light conditions



Almost unkillable



## Pascal

Plant height:

30-40

Neon pothos



Most light conditions



Almost unkillable



## Rapunzel

Plant height (cm):

30-40

Devil's Ivy




Most light conditions



Almost unkillable

# 8 of the best trailing plants



## Pedro

Plant height (cm):

30-40

Philodendron 'brasil'



Most light conditions



Almost unkillable



## Chaz

Plant height (cm):

50-60

Swiss cheese plant



Most light conditions



Almost unkillable



## Wallace

Plant height:

20-30

Monstera adansonii



Most light conditions



Almost unkillable



## Silvy

Plant height:

30-40

Satin Pothos



Most light conditions



Easy care



## Plants for troughs and planters

Narrow, shallow planters are all the rage in compact office spaces. We've fine tuned our range to select small and easy-care plants that still pack a punch. Combining low-maintenance plants with contrasting leaf shapes helps to make this type of practical planting pretty.

Take Susie, our much-loved snake plant – her linear foliage is the perfect contrast to Cassie the ZZ plant's cute round leaves. We also love how Howard the aspidistra looks planted in a trough, allowing his long flowing leaves to take centre stage.

Howard (20-140cm)

# 8 of the best plants for troughs and planters



## Susie

Plant height (cm):

50-60

70-80

Snake plant



Most light conditions



Almost unkillable



## Sharon

Plant height (cm):

50-60

Parlour palm



Most light conditions



Almost unkillable



## Cassie

Plant height (cm):

60-70

Zamioculcas zamiifolia



Most light conditions



Almost unkillable



## Howard

Plant height (cm):

60-70

Aspidistra



Most light conditions



Almost unkillable

# 8 of the best plants for troughs and planters



## Rick

Plant height (cm):

30-40

Dracaena fragrans



Most light conditions



Almost unkillable



## Anna

Plant height (cm):

55-65

Aglaonema 'silver bay'



Most light conditions



Almost unkillable



## Aggie

Plant height:

20-30

Red Chinese evergreen



Most light conditions



Almost unkillable



## Apollo

Plant height (cm):

30-40

Sansevieria moonshine



Most light conditions



Almost unkillable

# Desktop plants

Having a bit of green relief is the best way to balance out screen time, and desktop plants do just the job. Small in size but big on impact, our petite plants and pots add a foliar flourish without too much fuss.

With the power to increase productivity, plants are great mini motivators. Slip Chris the curly spider plant on a desk for a leaf to lean on, or look to Fidel the fiddle-leaf fig for a desktop cheerleader. In need of some good fortune to spur you on? Penny the Chinese money plant will help you dream big.



# 8 of the best desktop plants



## Penny

Plant height (cm):

10-20

30-40


Chinese money plant



Most light conditions



Easy care



## Leo

Plant height (cm):

20-30


Philodendron white wave



Most light conditions



Easy care



## Chris

Plant height:

20-30

30-40

Curly spider plant



Most light conditions



Easy care



## Cedric

Plant height (cm):

30-40

Sansevieria cylindrica



Most light conditions



Almost unkillable

# 8 of the best desktop plants




## Fidel

Plant height (cm):

20-30

Fiddle-leaf fig

 Most light conditions

 Easy care



## Reggie


Plant height (cm):

30-40

Bird of paradise

 Bright light

 Needs some love




## Emma


Plant height:

10-20

Tradescantia 'Nanouk'

 Bright light

 Easy care




## Felicity

Plant height (cm):

20-30

Anthurium 'spirit'

 Most light conditions

 Easy care



## Statement plants

From immersive indoor jungles to pared-back zen aesthetics, there's no beating the magic of statement plants. Making an immediate difference to any indoor space, our range of medium and large plants bring life to dull corners.

We're not surprised our friendly giants are among our most popular plants. Big Ken is a real crowd pleaser; this kentia palm has cool flowing fronds and a seriously laid-back attitude. Chaz the Swiss cheese plant will bring real wow-factor to your workspace with his vast, holey leaves, while Ariel the pachira aquatica brings beauty in abundance with her plaited trunk and cute foliage.

Big Ken (120-170cm)

# 8 of the best statement plants



## Big Ken

Plant height (cm):


120-130

150-160

160-180

Kentia palm

 Most light conditions

 Easy care



## Nicolau

Plant height (cm):

130-140

Strelitzia nicolai

 Bright light

 Easy care



## Chaz


Plant height:

100-110

140-150

Swiss cheese plant

 Most light conditions

 Easy care



## Rhea

Plant height (cm):

140-150

Bamboo palm

 Medium light conditions

 Regular watering

# 8 of the best statement plants



## Fidel

Plant height (cm):

130-140

Fiddle-leaf fig

 Most light conditions

 Easy care



## Ariel

Plant height (cm):

110-120

Pachira aquatica

 Bright light

 Easy care



## Mick

Plant height:

130-140

Dracaena fragrans

 Most light conditions

 Easy care




## Phil

Plant height (cm):

140-150

Philodendron scandens

 Most light conditions

 Easy care

# Indoor pots

Every plant needs a pot. Pair your chosen foliage with one of our stylish planters for added style. From sturdy designs to easy-to-move options, earthy tones to tactile finishes, there's a pot for every space in our collection.

We've designed our range with our plants in mind, so you'll be sure to find the perfect fit for your foliage. Why not add a splash of colour to your workspace with our fractured or ceramic glazed pots? If you prefer to keep it neutral, our clay pots and woven baskets bring plenty of textured appeal.

Get in touch: [business@patchplants.com](mailto:business@patchplants.com)



Duo basket (14-34cm)

# 8 of the best indoor pots



## Fractured pot

Internal width (cm):

13	16	18	22
27.5			

Stone / Blue / Green



## Groove pot

Internal width (cm):

12.5	16	33	41
------	----	----	----

Black



## Clay pot

Internal width (cm):

6.5	13	16	19
24.5	28.5		

Black / Grey



## Ceramic glazed pot

Internal width (cm):

6.5	13	18	23
-----	----	----	----

Cream / Blue

# 8 of the best indoor pots



## Duo basket

Internal width (cm):

- 14
- 17
- 27.5
- 34

Terracotta



## Brushed metal pot

Internal width (cm):

- 14
- 23
- 28

Silver



## Clay hanging pot

Internal width (cm):

- 16

Black / Grey



## Elho straight edged pot

Internal width (cm):

- 16
- 22
- 25
- 30

White / Black

# Outdoor plants and pots

Outside space offers a welcome relief away from the 'to do' list, and workplaces blessed with a balcony or terrace can help to enhance that feeling with greenery. Whether you favour an English cottage garden, jungle vibes or a Mediterranean aesthetic, our range of outdoor plants is on hand to help.

For balconies that experience high winds, our hardiest plants are the answer. Mae the *chamaerops humilis* and Laura the bay laurel can withstand most conditions. For shady spots, Fergie the variegated *fatsia japonica* is perfect – he prefers low light to keep his pretty patterned leaves looking their best. If you're decorating a sun trap, look to our tropical plants – Cory the cordyline green and Percy the *pinus nigra* 'summer breeze' love basking in those golden rays.



# 8 of the best outdoor plants and pots



## Mae

Plant height (cm):

120-130


*Chamaerops humilis*



Most light conditions



Almost unkillable



## Fergie

Plant height (cm):

40-50

*Variegated fatsia japonica*



Low Light conditions



Almost unkillable



## Laura

Plant height:

120-130

*Bay laurel*



Most light conditions



Easy care



## Cory

Plant height (cm):

50-60

*Cordyline green*



Bright light



Easy care

# 8 of the best outdoor plants and pots



## Boo

Plant height:

40-50

50-80

100-120

Fargesia 'Moontears'



## Reservoir pot

Internal width (cm):

14


20

23.5

28.5

38

Brown / Charcoal / Green  
Grey / White



## Loft pot

Internal width (cm):

25

30

40

Grey / Green



## Terracotta egg pot with saucer

Internal width (cm):

17

23

26

35

Terracotta

# Plants for every environment

From shady corners to sun traps, bright open-plan offices to intimate low-lit workspaces, greenery is the way to go. We've got tall, upright-growing plants that are perfect for small spaces, leafy friends that love bright and low light, and pet-friendly plants for workplaces where a nurturing, nature-loving atmosphere is the vibe. Click the images to explore more.



Low light



Bright light



Small workspaces



Pet-friendly workspaces

Get in touch: [business@patchplants.com](mailto:business@patchplants.com)



# Plants for low light

Every workspace has low-lit corners and corridors. While all plants need some natural light to survive, there are a stoic few that tolerate (and some that even celebrate) shady conditions. These generally easy-care plants give dull, dark rooms a lift.

For spaces with little light, our hardiest plants come highly recommended. The likes of Zey the snake plant, Phil the philodendron scandens and Howard the aspidistra are part of our (almost) Unkillable range, which includes plants of the toughest nature. These shady types can survive in low-lit conditions, making them ideal for workspaces that favour the dark side.



# 8 of the best plants for low light




## Howard

Plant height (cm):

- 40-50
- 60-70
- 90-100

Aspidistra

 Most light conditions

 Almost unkillable




## Zey

Plant height (cm):

- 20-30
- 50-60
- 90-100

Snake plant

 Most light conditions

 Easy care




## Mick

Plant height:

- 130-40

Dracaena fragrans

 Most light conditions

 Easy care




## Pascal

Plant height:

- 30-40

Neon pothos

 Most light conditions

 Easy care

# 8 of the best plants for low light



## Chaz

Plant height (cm):

50-60


70-80


100-110

140-150

Swiss cheese plant

 Most light conditions

 Easy care



## Cassie

Plant height (cm):

20-30

60-70

80-90

Zamioculcas zamiifolia

 Most light conditions

 Almost unkillable




## Phil

Plant height:

140-150

Philodendron scandens

 Most light conditions

 Easy care



## Anna

Plant height (cm):

55-65

Aglaonema 'silver bay'

 Most light conditions

 Almost unkillable



## Plants for bright light

Let there be light! For office spaces blessed with plentiful sunshine, our light-loving plants are the perfect choice. If you're lucky enough to have floor-to-ceiling windows with lots of natural light, or a south-facing office with a view over the city, then you've got a playground for plants, not just people.

We have a number of sun lovers that will thrive in your environment, bringing a touch of the tropical to your team meetings. As his botanical name suggests, Reggie the bird of paradise is a true sun worshipper – he will bask in those golden rays all day long. Nicolau the strelitzia nicolai and Fidel the fiddle-leaf fig can't get enough of sunshine, and will enjoy being placed next to a window where they can capture the light with their large leaves.

Fidel (20-140cm)

# 8 of the best plants for bright light





## Dana

Plant height (cm):

70-80

Dieffenbachia seguine 'tropic snow'

 Bright light

 Easy care



## Reggie

Plant height (cm):

30-40

Bird of paradise

 Bright light

 Needs some love



## Big Ken

Plant height (cm):

90-100

120-130

150-160

160-170

Kentia palm

 Most light conditions

 Almost unkillable



## Fidel

Plant height (cm):


20-30

100-110

130-140

Fiddle-leaf fig

 Most light conditions

 Easy care

# 8 of the best plants for bright light



## Rachel

Plant height (cm):

30-40

Anthurium 'lilli'



Most light conditions



Almost unkillable



## Rhea

Plant height (cm):

140-150

Bamboo palm



Medium light conditions



Regular watering



## Nicolau

Plant height (cm):

60-80

90-100

130-140

Strelitzia nicolai



Bright light



Easy care



## Ariel

Plant height (cm):

30-40

60-70

110-120

Pachira aquatica



Bright light



Easy care

# Plants for small workspaces

There is always room for plants. Slip a potted pal onto a shelf or slot a tall and mighty plant into a narrow corner for instant impact. Injecting green energy into cosy, compact and crowded spaces is all the more important for the wellbeing it brings.

For an instant uplift, may we recommend Cedric the sansevieria cylindrica, or Apollo the sansevieria moonshine? Their slender foliage makes them perfect for narrower spaces – plus, they're extremely low-maintenance. For slim style with a little more impact, Flick the dracaena marginata or Fabio the polycias fabian are excellent choices; they bring lush foliage without taking up too much room.

Get in touch: [business@patchplants.com](mailto:business@patchplants.com)



Zey (20-100cm)

# 8 of the best plants for small workspaces




## Cedric

Plant height (cm):

30-40

*Sansevieria cylindrica*

 Most light conditions

 Almost unkillable




## Rapunzel

Plant height (cm):

30-40

Devil's Ivy

 Most light conditions

 Almost unkillable




## Fabio

Plant height (cm):

90-100

*Polyscias fabian*

 Most light conditions

 Easy care




## Phil

Plant height:

140-150

*Philodendron scandens*

 Most light conditions

 Easy care

# 8 of the best plants for small workspaces



## Zey

Plant height (cm):

20-30

50-60

90-100

Snake plant



Most light conditions



Easy care



## Howard

Plant height (cm):

90-100

Aspidistra



Most light conditions



Almost unkillable



## Flick

Plant height (cm):

80-90

130-140

Dracaena marginata



Most light conditions



Easy care



## Apollo

Plant height (cm):

30-40

Sansevieria moonshine



Most light conditions



Almost unkillable

# Pet-friendly plants

Making sure your team are happy and healthy is one thing, but caring for the wellbeing of their four-legged friends is quite another. Our pet-friendly plants are completely non-toxic, so they won't take it personally if a furry pal takes a bite.

Our Musa 'dwarf cavendish' is a friend to all; her mighty leaves may look powerful, but they're gentle to creatures great and small. Chris the curly spider plant is just as relaxed; he'll forgive forgetful waterers and the occasional nibble from a mischievous moggy. Jan the bamburanta, meanwhile, is pretty chilled around pets too – but we can't promise her intricate stripes won't upstage the resident tabby.



# 8 of the best pet-friendly plants



## Rhea

Plant height (cm):

140-150

Bamboo palm

 Medium light conditions

 Regular watering



## Big Ken

Plant height (cm):

90-100

120-130

150-160

160-170

Kentia palm

 Most light conditions

 Almost unkillable



## Ariel

Plant height (cm):

30-40

60-70

110-120

Pachira aquatica

 Most light conditions

 Almost unkillable



## Howard

Plant height (cm):

40-50

60-70

90-100

Aspidistra

 Most light conditions

 Almost unkillable

# 8 of the best pet-friendly plants



## Penny

Plant height (cm):

10-20

30-40

Chinese money plant



Most light conditions



Easy care



## Sharon

Plant height (cm):

40-50

50-60

70-80

Parlour palm



Most light conditions



Almost unkillable



## Chris

Plant height (cm):

20-30

30-40

Curly spider plant



Most light conditions



Easy care



## Jo

Plant height (cm):

50-60

Ctenanthe 'Compactstar'



Most light conditions



Easy care

# Ready to get growing?

Get in touch with our dedicated team at [business@patchplants.com](mailto:business@patchplants.com). Let us know about your space and which of our range piques your interest, along with as much of the following information as possible:

- + Name and job title
- + Contact number and email address
- + Business name and address
- + Budget
- + Expected time in order to fulfil request
- + Size of the space to fill
- + Do you require help with installation?
- + Do you require ongoing plant maintenance?

Our team will get back to you promptly and we'll get started on a bespoke quote to meet your needs. If your project is particularly large or complex, we may suggest having a call to discuss the finer details, and potentially an in-person, on-site consultation with our Lead Horticulturalist.

\* Initial consultation is charged at £50 plus VAT. The price is redeemable against your first order. Installations and plant care are charged at £45 per hour plus VAT, and are available for London-based premises only. Where any of the above services are required, we will try our best to accommodate your preferred time and day but some flexibility is appreciated. For simpler quotes and installations, we can arrange to have a phone call or free video consultation so that you can show us around your space.

Get in touch: [business@patchplants.com](mailto:business@patchplants.com)

# Patriarche.

*Ici, nous fabriquons de l'Architecture  
les pieds sur terre et la tête en l'air  
Jean-Loup Patriarche*



Photo credit: Patriarche.



**Thank you for considering us for your workspace refresh.  
We look forward to hearing from you soon.**

[patchplants.com](https://patchplants.com)